

<p style="text-align: center;"><u>Check One:</u></p> <p>_____ 4-H</p> <p>_____ FFA</p> <p><i>Exhibitor Age as of September 1 of this school year</i></p> <p>_____ Junior (8 – 10)</p> <p>_____ Intermediate (11 – 13)</p> <p>_____ Senior (14 – 18)</p>	<p style="text-align: center;"><u>Check One:</u></p> <p>Beef Heifer <input type="checkbox"/></p> <p>Open Steer <input type="checkbox"/></p> <p>Open Swine <input type="checkbox"/></p> <p>Goat- Meat <input type="checkbox"/></p> <p>Goat – Dairy <input type="checkbox"/></p>
--	---



Animal Record Book

Exhibitor Name: _____ Date of Birth _____

Mailing Address: _____

City: _____ FL Zip Code: _____

Club or Chapter Name: _____

Number of years in this project, including this year: _____

I hereby certify that I am the exhibitor of this project. I have personally been responsible for the care of this (these) animal(s), have personally kept records on this project, and have personally completed this record book.

Exhibitor's Signature

Date

I, the exhibitor's parent (or guardian), certify that my child has completed this project and this record book and will comply with all the Rules & Regulations of this show and the Santa Rosa County Fair Youth Livestock Show

Parent's/Guardian's Name: _____

Phone Number: _____

Parent's/Guardian's Signature

Date

This exhibitor is an active member of this 4-H Club or FFA Chapter, and is eligible to show at the Santa Rosa County Fair. I verify this record book and the required demonstration have been completed. This is an accurate representation of this exhibitor's project and has been completed by the exhibitor.

Leader's/Advisor's Signature

Date

DRUG STATEMENT

I hereby certify that any drug, antibiotic or biological substance which may have been administered by myself, or any other person, was done so in strict compliance with the manufacturers' label requirements or as prescribed by a veterinarian.

Signature of Exhibitor: _____

Signature of Parent/Guardian: _____

PURPOSE

The purpose of an animal youth project is to achieve the following:

1. To acquire an understanding of the animal industry by preparing for purchasing, caring for, and keeping records on one or more animals.
2. To be able to identify the types and grades of animals and employ efficient methods of marketing.
3. To understand the business aspects and economics of purchasing animals, feeds, facilities, and equipment for an animal project.
4. To develop integrity, sportsmanship, and cooperation.
5. To develop leadership abilities, build character, and assume citizenship responsibilities.

GOALS

Choose several goals for your project. Goals should be established at the beginning of your project. They should be challenging, yet attainable. Goals should include all aspects of your project. At the close of the project, the achievements should be compared with your goals.

- Raise my animal(s) to completion and exhibit at the fair.
- Attempt to make a profit on my animal(s) when sold at market price.
- Have my animal(s) meet industry standards for the ideal market animal.
- Learn how to groom and clip my project animal(s).
- Take full responsibility for fitting and showing of my animal(s).
- Complete my record book to the best of my ability.
- Market my project in a professional manner.
- Complete a demonstration or presentation on my project.

(REQUIRED FOR ALL EXHIBITORS.)

(Reference your demonstration in your project story or project photos)

AGREEMENT/RESPONSIBILITY

This project begins on _____ (the date after weigh in/entry) for a period of ___ days
(MM/DD/YYYY)
by and between the following interested parties and covers the student's enterprises in this project. This agreement contains statements concerning responsibility for providing equipment, land, buildings, capital, and management; and the percent that is the student's share for each enterprise.

1. Exhibitor will provide the following: _____

Exhibitor is to receive: _____

Signature of Exhibitor: _____

2. Parent or 'other party' agrees to provide: _____

Parent or 'other party' is to receive: _____

Signature of Parent or 'Other Party': _____

3. Responsibility of Advisor or Leader: _____

Signature of Leader or Advisor: _____

ANIMAL INVENTORY PAGE

List animals you are exhibiting at the start of your project as well as any purchased or born during your project. Every animal has a value that should increase or decrease by the end of the project. Factors for change in value: age, maturity, injury etc..

Project Start Date _____		Project End Date _____		
1 Animal Description (Breed, Gender)	2 Date acquired Or Born	3 Beginning Value <small>(Ending value from previous year or cost if purchased this year)</small>	4 Final disposition <small>(Kept or died)</small>	5 Ending Value
Example: Mini Rex Doe	11/30/14	\$3.00	Kept	\$10.00
TOTALS		3.	4.	5.

INVENTORY PAGE

An inventory, at the start and the close of the project, is a necessary part of the record keeping. It is a record of everything you have before you start your project, those items you purchase or receive (items given or donated still have a value) during your project and what you have on hand at the end of the project. Beginning inventory values are either: 1) the amount paid, or the estimated value if donated and, 2) in those cases where equipment was not purchased, but was already on hand, the estimated market value, or your ending value from previous year. Your actual cost for the year will be the total amount of depreciation.

Project Start Date _____			Project End Date _____	
1 Equipment	2 Quantity	3 Beginning Value <small>(Ending value from previous year or cost if purchased this year)</small>	4 Depreciation <small>(10% of beginning value)</small>	5 Ending Value <small>(Column 3 minus column 4)</small>
Example: Feeder	1	\$4.95	\$.50	\$4.45
SUB TOTALS		3.	4.	5.

MISCELLANEOUS EXPENSES

(Consumable Items - NOT FEED)

Miscellaneous expenses include any, medicines, veterinary charges, fly spray, straw, bedding, show entry fees, membership dues, etc.

1 Date	2 Item	3 Quantity	4 Price Per Item	5 Total Cost
Example: 12/10/14	Bedding/Shavings	2	\$ 4.50	\$ 9.00
Sub Total				

MISCELLANEOUS EXPENSES, Continued
 (Consumable Items - NOT FEED)

1 Date	2 Item	3 Quantity	4 Price Per Item	5 Total Cost
Sub Total from previous page:				
Total				

FEED EXPENSES ONLY

(Grain, minerals, supplements, etc., units are lbs., bags, bales)

1 Date	2 Expense Items	3 Quantity and Unit	4 Price Per Unit	5 Total Expense
11/20/14	Feed Description	2 - 50lb bag	\$ 6.49	\$ 12.98
Sub Total				

FEED EXPENSES, Continued

(Grain, minerals, supplements, etc., units are lbs., bags, bales)

1 Date	2 Expense Items	3 Quantity and Unit	4 Price Per Unit	5 Total Expense
Sub Totals from previous page				
			TOTAL	

ANIMAL HEALTH RECORD

List all medical procedures on your animal(s) including preventative measures as well as treatment for illness or injury. Include all medications given.

Treatment Date: EXAMPLE: 12/04/14	Reason: De-worming	Withdrawal Date: 12/17/14
Animal ID: #123 – Taffy	Treatment and/or Medications Given: Safe Guard Pellet	Administrator's Name: Mr. Smith
Treatment Date:	Reason:	Withdrawal Date:
Animal ID:	Treatment:	Administrator's Name:
Treatment Date:	Reason:	Withdrawal Date:
Animal ID:	Treatment:	Administrator's Name:
Treatment Date:	Reason:	Withdrawal Date:
Animal ID:	Treatment:	Administrator's Name:
Treatment Date:	Reason:	Withdrawal Date:
Animal ID:	Treatment:	Administrator's Name:
Treatment Date:	Reason:	Withdrawal Date:
Animal ID:	Treatment:	Administrator's Name:
Treatment Date:	Reason:	Withdrawal Date:
Animal ID:	Treatment:	Administrator's Name:
Treatment Date:	Reason:	Withdrawal Date:
Animal ID:	Treatment:	Administrator's Name:

FINANCIAL SUMMARY

Expenses:

Transfer totals from previous pages

Total Beginning Animal Inventory	\$ _____
Total Depreciation	\$ _____
Total Miscellaneous Expense	\$ _____
Total Feed Expense	\$ _____
Total Expenses:	\$ _____

Assets:

Transfer totals from previous pages

Total Ending Animal Inventory	\$ _____
Total Ending Inventory Value	\$ _____
Total Miscellaneous Income	\$ _____
Total Assets:	\$ _____

Profit/Loss of Project:


\$ _____	-	\$ _____	=	\$ _____
(Total Assets)		(Total Expenses)		(+ Profit or -Loss)

STORY

Your story should make a point, have interesting facts or experiences that give the judge an understanding of what you did and learned with this project. Remember grammar, spelling and neatness will be observed by the judges. Minimum length is **ONE FULL page typed (single spaced 12pt font) or ONE and A HALF pages handwritten**

Your story should follow this **outline:**


- ✓ *Introduce yourself with your name, club or chapter, how long you have done this project and why you chose this project.*
- ✓ *What did you learn and how?*
- ✓ *What safety practices did you use?*
- ✓ *What is something you would improve to make this a better project?*
- ✓ *What skills did you learn or improve from previous projects?*
- ✓ *What thought do you want to leave with the judge about you and this project?*



SIX Project Photos

Each photo should contain a brief educational caption of 50 words or less. Photos should cover the complete project period from beginning to end and show the work being completed.

PHOTO ONE




Caption: _____

PHOTO TWO




Caption: _____

PHOTO THREE




Caption: _____

PHOTO FOUR



Caption: _____

PHOTO FIVE



Caption: _____

PHOTO SIX



Caption: _____

**Santa Rosa County Fair
Animal Record Book Score Sheet**

	Total Point Value	Scored points	Judges Comments
<u>Completeness/ Neatness</u>			
All Signatures	5		
Agreement/ Responsibility page complete	5		
Neatly Bound/ Clean Copy	5		
Script	5		
Section Total	20		
<u>Accuracy</u>			
Inventory Page	10		
Animal Inventory	5		
Miscellaneous Expenses	5		
Feed Expenses	10		
Animal Health	5		
Miscellaneous Income	1		
Financial Summary	4		
Section Total	40		
<u>Evidence of Work</u>			
Project Story (follow outline)	20		
SIX Pictures with educational captions	12		
Grammar and Spelling	5		
Required Project Demonstration	3		
Section Total	40		
<u>Total</u>	100	_____	